


# Hardware / End Fittings

**INDUSTRIAL & PERFORMANCE**

Wide range of hardware available for most applications.  
Please contact us for further information.


**SLIP CLEVIS**

Part Number	Thread	Pin Dia.	Length	Inside Opening	Inside Depth
AC310	1/4-28 UNF	1/4"	3.25	.28"	2.5"


**FEMALE THREADED EYE ENDS**

Part Number	Internal Threads	Pin Hole	Thickness
EE9061	5/16-24	1/4"	.438
EE9069	10-32	1/4"	.344
EE9151	1/4-28	1/4"	.344
184-051-001	5/16-24	9/32"	.250


**END ROD THREAD ADAPTERS**

Part Number	From (Internal)	To (External)
161-009-001	1/4-28	3/8-28
161-009-003	10-32	5/16-24
161-009-005	1/4-28	3/8-16
161-009-006	5/16-24	3/8-24
161-009-007	10-32	1/4-28


**THREADED PIVOTS**

Part Number	Internal Threads	Pin Dia.	Material Thickness
161-091-000	10-32	1/4"	1/4"
161-093-002	1/4-28	1/4"	1/4"
161-093-003	1/4-28	1/4"	5/16"


**WIRE STOP / PIVOT**

Part Number	Wire	Pin Dia.	Material Thickness	Set Screw
160-450-001	.075	1/4"	1/4"	10-/32 UNF
160-450-002	.075	1/4"	5/16"	10-/32 UNF


**WIRE STOP**

Part Number	Hole Size	Set Screw
156-416-001	.138"	8-31 UNC Hex Socket
156-416-002	.093"	8-32 UNC Hex Socket
160-429-001	.138"	8-32 UNC Slotted
160-429-002	.093"	8-32 UNC Slotted


**U-BOLTS (FURNISHED WITH 2 HEX NUTS)**


Part Number	From (Internal)	To (External)
161-010-001	10-32 UNF	VLD
161-010-002	1/4-28	LD
161-010-003	5/16-24	MD
161-010-004	3/8-24	HD


**VLD/LD MOUNTING (FITS GROOVED CONDUIT FITTING)**
**Part Number**

ST3652


**STRAP CLAMPS AND SHIMS**

Use With	Strap	Shim
VLD	1 61-011-001	175-435-050
LD	161-011-002	175-435-051


**COMPRESS SPRINGS (FOR BRAKE CABLES)**

Part Number	Inside Dia.	Outside Dia.	Length	Solid Height	Spring Rate
175-923-001	.30	.437	12.0	4.6	3.93lb/inch
175-923-002	.30	.437	6.4	3.2	5.75lb/inch
175-923-006	.30	.437	5.7	2.87	6.23lb/inch
175-923-001	.26	.437	10.0	6.62	15.97lb/inch
175-923-003	.40	.500	4.3	1.00	4.47lb/inch


**BELLOWS (TRIM TO LENGTH)**

Part Number	For Use With Cable Size	Compressed Length	Extended Length	Max Travel
175-522-001	VLD	3.0"	8.0	6.0
175-524-001	LD	3.4"	9.7	6.0
175-525-001	MD	4.5"	11.3	6.0


**ADAPTER RING**

Part Number	For Use With Cable Size
175-435-072	VLD
175-435-081	LD
175-435-082	MD

Maximum recommended travel is shown.

Must be trimmed shorter for use on shorter travel cables.

See cutting matrix #CC-111. Adapter rings to mount bellows to conduit fittings.


**SPRING RETURN KIT**

Part	Part Number
Spring	175-923-001
Collar	175-923-002
Outer Guide	175-923-006

Convert any LD size, 2" travel threaded swivel end to spring loaded to extended position.

Force with end rod extended - 4.6lbs

Force with end rod retracted - 15.2lbs


**UMBRELLA SEAL**

Part Number	For Use With Cable Size
160-071-005	VLD, 2"
160-071-006	VLD, 3"
160-071-007	VLD, 4"
160-071-008	LD, 2"
160-071-009	LD, 3"
160-071-010	LD, 4"
160-071-011	MD, 2"
160-071-012	MD, 3"
160-071-013	MD, 4"


**KNOBS / HANDLES**

Part Number	Type	Thread Size
165-183-001	PTO	1/4-28
165-183-002	PTO	1/4-20
165-183-003	PTO	5/16-18
165-183-004	PTO	5/16-24
165-103-001	2" Mushroom	1/4-28
165-103-002	2" Mushroom	1/4-20
165-103-004	2" Mushroom	3/8-24
165-103-006	2" Mushroom	5/16-18
165-038-124	2" Mushroom	1/2-13
165-038-106	1-3/8" dia. x 4-38" tall	1/2-13
165-172-201	3-1/2" Aluminum T	1/4-20
165-172-202	3-1/2" Aluminum T	1/4-28
165-172-203	3-1/2" Aluminum T	5/16-28
165-172-206	3-1/2" Alum. / Black T	1/4-20
300-057-008	3-1/2" Alum. Twist Lock T	N/A


**HYDROBACK**

Part Number	Travel	Spring Force at Center	For Use With Cable Size
165-073-210	2"	10lb	LD
165-073-220	2"	20lb	LD
165-073-310	3"	10lb	LD
165-073-320	3"	20lb	LD
165-072-210	2"	10lb	MD
165-072-220	2"	20lb	MD
165-072-310	3"	10lb	MD
165-072-320	3"	20lb	MD


**SPOOL VALVE ADAPTERS - OPEN STYLE MOUNT**

Part Number	For Use On
185-101-001	Comm. Shearing 505
185-101-002	Comm. Shearing D50
185-101-003	Comm. Shearing A35
185-101-004	Comm. Shearing A20
185-101-005	Comm. Shearing VA20
185-101-006	Husco 6000
185-101-007	Husco 7120
185-101-008	Gresen V20, Husco 5000 V10, V31P, V42, CP, CT, CPT, CS, 25P, 25PK


**MODULATOR ASSEMBLIES AND REPLACEMENT CABLES**
**MODULATOR UNIT WITH CABLE**

Cable Output End	Pull To Operate	Push To Operate	Cable Only
A. Grooved Mount			
173 Utility	CA 343-3-001-L	CA 343-3-002-L	CA 343-3-L
174 Utility	CA 343-4-001-L	CA 343-4-002-L	CA 343-4-L
B. Threaded Mount			
173 Utility	CA 341-3-001-L	CA 341-3-002-L	CA 341-3-L
174 Utility	CA 341-4-001-L	CA 341-4-002-L	CA 341-4-L

**REPLACEMENT CABLES ONLY FOR OTHER USA MANUFACTURED MODULATORS**

Cable Output End	173 Utility	174 Utility	
Grooved Mount	CA 213 G-L	CA 214 G-L	
Threaded Mount	CA 213 T-L	CA 214 T-L	

**WARNING!**

Since the manufacturer is unable to determine all applications in which a part may be placed, it is the user's responsibility to determine the suitability of the part for its intended use. This is especially true where safety is a factor. Incorrect application or installation may result in property damage, bodily injury, or death. For technical assistance, call 260-749-5105.